

19.Mar.2018 Letter 034 - Ver 001

SICOGA 2018 - Korea Tourism Opportunities and info

1. General Information

- Political System : Republic with direct election
- Location : North east Asia, Near China, Japan
- Territory Size : 100,266 square kilo meters
- Population : 50 million over
- Major Cities : Seoul 10 million, Busan 3.5 million, Incheon 2.9 million people
- Major Airport : Incheon International Airport
- Currency : Won/US\$1=Approximately 1,110 won/US\$1(October, 2016)



2. Transportation

Subway

Seoul has an extensive network of public transportation and taxis. Consistently voted as one of the best in the world for its ease of use, cleanliness, and frequency of service, the Seoul subway system is one of the most efficient ways to travel around the city. Trains run non-stop from approximately 5:30 am until midnight. All subway lines are color coded and stations display signs in Korean, English, and Chinese. To ride the subway, you must use a single or multiple journey pass. Single-journey passes can be purchased in the subway stations, and require exact fare to your destination plus a 500-won refundable deposit. Multiple

journey passes called Tmoney can be purchased at most convenience stores. Transfers between subway lines are free, and Tmoney users can transfer for free between bus and subway lines.

Smartphone and tablet users can download a variety of apps that give routes, times, and transfer information in English, including Seoul Subway, Metroid Korea Subway Info, and Subway Navigation by Kakao.

Riding the Subway

1. Subway stations are clearly marked with color coded signs written in Korean and English, and each exit is numbered.
2. You can purchase single journey tickets at ticket vending machines located within the station. A 500 won deposit is required, which you get back at your destination when returning the card. (Skip this step if you have purchased a Tmoney transit card).
3. As you go through the turnstile, place your card over the Tmoney scanner.
4. Transferring lines take place within the station. Follow the signs (color coded) to your desired line.
5. After reaching your destination, place your card over the Tmoney scanner at the turnstile. If you've used a single-journey ticket, claim your 500 won deposit by returning the card to any "Deposit Refund Device."
6. If you have insufficient funds on your Tmoney card or single journey ticket, you can add money by using the fare adjustment machines located near the turnstiles.





Taxis

Taxis in Seoul are an inexpensive and useful means of transportation. Abundant and inexpensive, it's easy to flag one down on the streets, or find one of the many taxi stands located around major tourist destinations. All taxis use a meter, with slightly different base rates for regular, international, deluxe, and jumbo cabs. Most taxis accept cash, credit cards, and Tmoney for payment. Rates depend on the class of taxi, length of journey, and time of day.

Regular Taxi

Regular taxis are the cheapest and most common taxis in Seoul, and are easy to flag down in most neighborhoods. Most regular taxis are orange, but white, gray, and other colors are also common.

Deluxe Taxi

Deluxe taxis have a higher flag drop charge and the fare per distance and idle time is higher than regular taxis, but deluxe taxis do not have surcharges for late-night use. They are usually larger, more luxurious vehicles with exceptionally safe service. Deluxe taxis are black with gold stripes, and can normally be found at major hotels and tourist locations.

International Taxi

Specifically created for foreign tourists, drivers of these cabs are proficient in English, Chinese, or Japanese, with the language indicated on the side of the vehicle. International taxis can be reserved in advance, or flagged from the street. International taxis are black or orange with "International" written on the door. They are slightly more expensive than regular cabs, and can be chartered for blocks of 3 or more hours for a flat rate and will provide airport pickup service and trips for a flat rate.

Reservation : www.intltaxi.co.kr

Bus

Seoul's public bus system is a well-developed, cheap, and convenient form of transportation. All buses are color coded: blue buses connect different districts of the city along main route, green buses connect subway stations and main blue bus routes with residential areas, smaller green maeul (local) buses travel shorter routes within a single district or neighborhood, yellow buses travel in a circulation route in the city center,, and red buses connect the city with surrounding areas. However, due to the lack of English signs and information at bus stops, Seoul's buses can be more difficult to use for first time travelers to Korea. Major stops are usually announced in English and Korean.

Smartphone and tablet users can download apps for navigating the bus system in English or Korean, such as SeoulBus.

Travel Pass

TMoney

The TMoney card is a standard transit card that can be used on any public bus, subway, taxis, and even many convenient stores. After charging your card with the desired amount, funds are deducted as the card is used. TMoney cards offer a 100 won fare discount for buses and subways, and transfer discounts between buses and subways. To receive the transfer discount, scan your card when getting on and off the



bus. (Note: You must scan your card when getting off the bus at your last transfer.) The transfer discount is only valid for 30 minutes between transfers.

TMoney cards can be purchased and charged at most convenience stores, subway stations, and tourist information centers. Cards can be purchased for 3,000 won and charged with any amount. TMoney cards have no expiration date and any unused balance will remain on your card until used. If you wish to receive a refund for balances less than 20,000 won at convenience stores for a small fee. For balances greater than 20,000 won, refunds must be made at the TMoney headquarters (1st fl. TMoney Town, Seoul City Tower Building, Namdaemun-ro 5-ga, Jung-gu, Seoul). The price of the card cannot be refunded.

TMoneyMpass

The TMoneyMpass is a transit card specifically designed for international visitors that require the use of public transportation multiple times a day. The card can be used up to 20 times a day for most subways and public buses. Just like regular TMoney cards, the Mpass can also be charged with additional funds to use at convenience stores, taxis, and more.

It can be purchased at the tourist information centers located in front of gates 5 and 10 on the 1st floor of Incheon Int'l Airport, the Myeong-dong Tourist Information Center, and the Gangnam Tourist Information Center. There are additional benefits for buyers at the place of purchase (excluding purchases at the Gangnam Tourist Center location). The Mpass is good for one-month from the date of purchase, and will only be activated upon use. The card expires at midnight of the last day.

Card Type	1 Day Pass	2 Day Pass	3 Day Pass	5 Day Pass	7 Day Pass
Price	10,000 Won	18,000 Won	25,500 Won	42,500 Won	59,000 Won

Discount & Benefits : The Mpass can also be used to receive discounts at the following locations: Seoul Museum of Art (Free), Namsan Seoul Tower (10%), Chongdong Theater (10%), Lotte World (10%), "Sagye" Drama Exhibition (20%), Performance "Sachoom" (20%), and select restaurants in Myeong-dong.

Seoul Citypass Plus

The Seoul Citypass Plus is similar to a Tmoney card but comes with more functionality. The card itself costs 3,000 won. Once the card is purchased, funds can be deposited to use for public transportation, public pay phones, and convenience stores. It even comes with a packet of coupons that can be used at major attractions.

The Seoul Citypass Plus can be purchased at most convenience stores, subway stations, and tourist information centers.

Discount & Benefits : The Seoul Citypass can be used to receive discounts at the following locations: Seoul City Tour Bus Nighttime course (20%), Seoul Museum of Art (Free), Chongdong Theater (10%), Nanta (10%), Hangang River Cruise (10%), 63 City Observatory (10%), Namsan Seoul Tower (10%), and select restaurants and stores.

3. Getting to Korea

Korea is well served by frequent air services connecting to the world including North America, Asia, and Europe. Incheon International Airport (ICN), which is one of the newest transportation hubs in Asia, has over 64 airline offices and manages 455 inbound and outbound international flights each day. It is located

approximately one hour away from downtown Seoul. For detailed information on the airport facilities and transportation, please refer to its website at www.airport.or.kr (Other international airports include Gimpo, Gimhae, Cheongju, Daegu, and Gwangju).



Time to Korea from major airports in the world

Immigrations and Customs

Once disembarking from your plane, follow the signs to get to immigrations. Non-resident foreigners must fill out an Arrival card like pictured below.

ARRIVAL CARD 入國申告書 (外國人用)		漢字姓名 ①
Family Name / 姓 ②	Given Name / 名 ③	<input type="checkbox"/> Male/男 <input type="checkbox"/> Female/女 ④
Nationality / 國籍 ⑤	Date of Birth / 生年月日(YYYY-MM-DD) ⑥	Passport No. / 旅券番號 ⑦
Home Address / 本國住所 ⑧	Occupation / 職業 ⑨	
Address in Korea / 韓國內 滯留據定地 (Tel:) ⑩		
Purpose of visit / 入國目的 ⑪ <input type="checkbox"/> Tour 觀光 <input type="checkbox"/> Business 商用 <input type="checkbox"/> Conference 會議 <input type="checkbox"/> Visit 訪問 <input type="checkbox"/> Employment 就業 <input type="checkbox"/> Official 公務 <input type="checkbox"/> Study 留學 <input type="checkbox"/> Others 其他 ()		Flight(Vessel) No. / 便名船名 ⑫
Signature / 署名 ⑭		Port of Boarding / 出發地 ⑬
Official Only 公用欄		姓別: [] [] [] [] [] [] [] [] [] [] 姓號: 61 62 21 22 015 030 090 039



- Arrival card ①, ②Family (last) name, ③Given name(s), ④Gender
⑤Nationality, ⑥Date of Birth, ⑦Passport number, ⑧Home Address
⑨Occupation, ⑩Address in Korea (Name of Hotel, address, etc.)
⑪Purpose of visit, ⑫Flight number, ⑬Port of Boarding
ex. Bangkok, Los Angeles
⑭Your signature

After going through immigrations and baggage claim, you must pass through the customs checkpoint before exiting the terminal. You must present your customs declaration form even if you have nothing to declare. If traveling with family, you may fill out one card for the entire family.

Smart Entry Service (SES)

Instead of going through immigration with a live agent, participants of the SES program can go through immigrations through automatic gates in just 12 seconds.
Find out more at www.ses.go.kr

Tax exemption limit and requirements for declaration

Duty-free items cannot exceed 1 bottle of alcohol (1 liter), 10 cartons of cigarettes, and 60ml of perfume. (You must be at least 19 years of age to purchase alcohol and cigarettes in ROK.) Overall, duties and taxes are not required on goods worth up to a total of US\$400. Also, if you are entering the country with more than US\$10,000 (or its equivalent in foreign currencies) in cash, this must be declared.

For more information on customs, please refer to the official website of the Korea Customs Service..Website: <http://english.customs.go.kr>

For more information related to immigrations, please refer to the official website of the Korea Immigration Service. Website : http://www.hikorea.go.kr/pt/main_en.pt



4. Getting to Seoul from Incheon Airport

Incheon International Airport is the main port of arrival for most flights from outside Korea. Located approximately 1 hour from downtown Seoul, there are a number of convenient ways to get to the city from the airport.

By Train (AREX)

AREX is a railway line that connects downtown Seoul with Incheon International Airport and Gimpo Airport. There are 2 classes of train available: the All Stop Train that stops at every station and the Express Train that runs non-stop between Incheon Int'l Airport and Seoul Station. Express Trains depart every 20 to 40 minutes from Incheon Int'l Airport and take approximately 40 minutes. All Stop Trains leave every 5 to 10 minutes and take just under 60 minutes to get to Seoul Station. The Express Train costs 8,000 won each way, and the All Stop Train is 4,250 won.

By Bus

City Limousine Bus

City limousine buses travel to all major areas of Seoul. Tickets are 5,000 to 15,000 won and the travel time is approximately 60 to 80 minutes, depending on traffic and the destination. Tickets can be purchased at designated ticket booths outside the passenger terminal, or fare can be paid in cash or T-money. More information on routes and schedules is available at www.airportlimousine.co.kr.

KAL Limousine Bus

KAL limousine buses travel to major hotels in downtown Seoul and cost slightly more than regular City Limousine Buses. Travel time is approximately 60 to 80 minutes, depending on traffic and the destination. Tickets can be purchased at KAL ticket booths outside the passenger terminal.

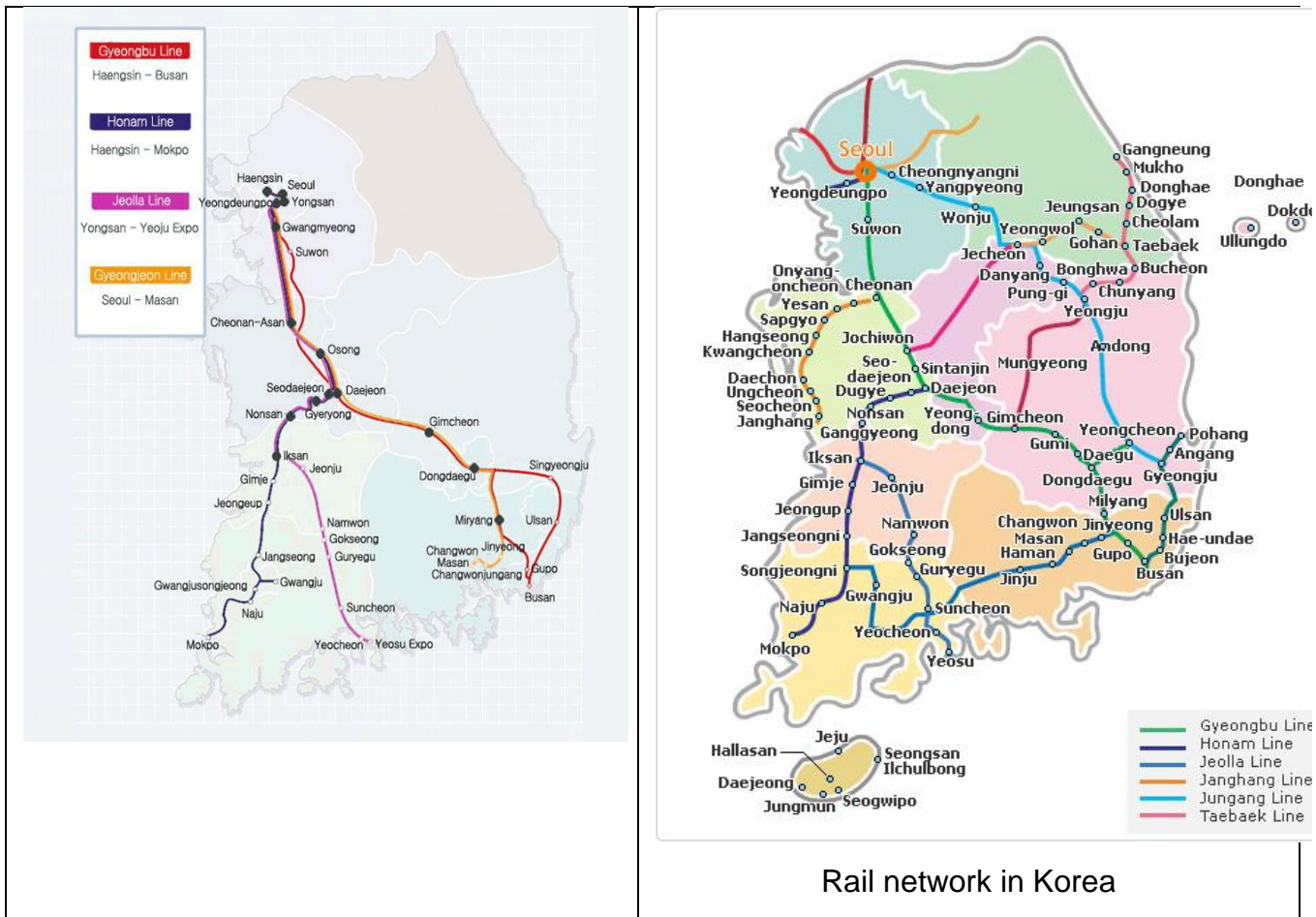
By Taxi

There are 4 types of taxis: Standard, international, deluxe, and jumbo taxi vans. International taxis are 20 percent more expensive than standard taxis and drivers speak English, Japanese, or Chinese. Deluxe taxis are approximately 40 to 50 percent more expensive than standard taxis, but use larger, more luxurious sedans. Jumbo taxi vans can accommodate up to 8 passengers at once and are the same price as deluxe taxis. Taxi stands for each type of taxi are located outside the arrival terminal. www.airportlimousine.co.kr

5. Intercity Travel

Korea Train Express (KTX)

The KTX is Korea's high-speed rail system that connects Seoul to the southern regions of the peninsula. Traveling up to 300km/hr, travel from Seoul to Busan takes just 2 hours and 18 minutes. Tickets can be purchased up to 60 days in advance of your travel date at any train station, large post office, travel agency, and the official KTX website (<http://info.korail.com/mbs/english/index.jsp>).



Rail network in Korea

Express Buses

Express buses connect Seoul with the rest of Korea and are convenient to get to destinations that are not connected by rail. There are two major intercity bus terminals in Korea: Express Bus Terminal, and Dong Seoul Bus Terminal. The Express Bus terminal is divided into two terminals, Gyeongbu / Yeongdong Terminal and Honam Terminal, and connects Seoul with the southern and eastern regions of Korea respectively. The Dong Seoul Bus Terminal connects Seoul with the north-eastern regions of Korea. The Express Bus Terminal is located at the Express Bus Terminal Subway Station (lines 3,7, and 9). The DongSeoul Bus Terminal is located at Gangbyeon Subway Station (line 2). Times vary by route, but most buses run from 6am to 2am



Tickets cost anywhere from 3,000~35,000 won depending on the destination. Tickets can be purchased at the ticket windows on the date of travel. When purchasing your ticket, you may choose from the more spacious premium buses with 3 seats per row, or a regular bus with 4 seats per row.

Intercity Train Express (ITX)

The ITX is a high-speed train that connects Seoul with Chuncheon Station to the east in Gwangwon Province. The ITX trains have attendants on board that sell snacks and drinks.

Tickets can be purchased on the official website (here) up to 30 days prior to the travel date or from ticketing machines at the station. Tickets (departing from Yongsan Station) are 3,000 won to Cheongnyangni; 6,900 won to Gapyeong (Nami Island); and 9,800 won to Chuncheon.

6. Accessibility

Arrival at Incheon International Airport

Voted the best airport in the world for twelve consecutive years, Incheon International Airport is a fully accessible facility. Upon request, service agents will provide assistance with entry documents, immigration procedures, and baggage claim, as well as escort to transportation. The airport is equipped with electric vehicles to shuttle passengers with mobility and visual impairments to and from the gates. Escort services are also available before departure.

Using one of the help phones located throughout the passenger terminal (by entrances 3, 7, 8, and 12) will connect you directly with the Airport Help Desk if you are in need of any assistance. Wheelchairs can be rented for free at the information desks on the departure level (entrance 3 and 12) or the arrival floor (entrance 5 and 10).

Contact to request and arrange services

Incheon International Airport Help Desk
Tel: 02-1577-2600 (+82-2-1577-2600)

*For in-flight services, please contact your airline.

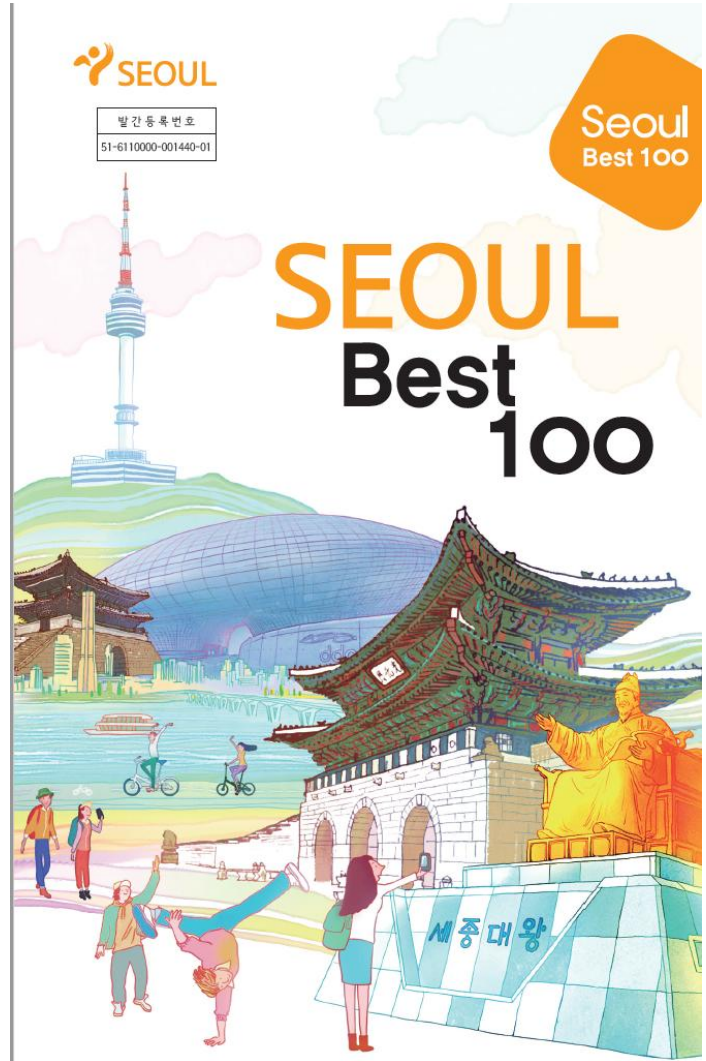
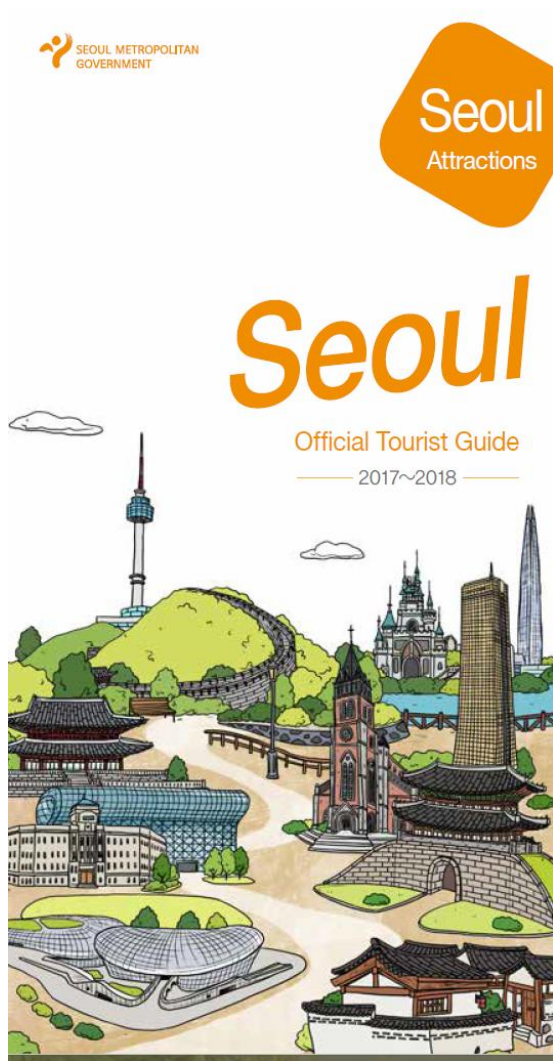
Getting to Seoul

All stations and trains are fully accessible. Every train has designated areas for wheelchairs.

Airport limousine buses conveniently drop off passengers at major hotels and locations throughout the city. However, most limousine buses are not fully accessible vehicles.

7. Places of Interest in Korea

Korea is a country visited by more than ten million international travelers every year. With its long history in culture and tradition, Korea has a lot to offer to visitors. We first recommend you to visit Seoul. You may get very useful information on Seoul from the website <http://korean.visitseoul.net/index>. This site also provides maps and guidebooks for Seoul.



As Korea is increasingly becoming a popular tourist destination, you might want to visit more places in Korea. You may get tourist information from the official Korean tourism website www.visitkorea.or.kr. Jeju is an island far south of South Korea which offers many opportunities for tourists and is therefore very famous. Jiri national park is the first and largest national park of Korea, and very famous with the Koreans. It offers great views and hikes along the mountain ridges and amazing experiences during the winter. Even though not catered much for foreign tourists, 1-3 day tracks (max 40-45km) can be organized and easily done - sign posts and maps are in English as well. Half a dozen shelters/huts (mostly well heated, but bring a sleeping bag) are available



along the many tracks, whose starting and finishing points have good bus connections from and to the cities around Jiri mountain. Another mountain within the mainland is Seorak mountain. There are a lot of other hiking opportunities. All of them are excellent places for hiking and taking pictures. In autumn the leaves turn into beautiful colors, so the best seasons to go there are autumn.

8. Etiquette

Culture

Driven by cutting-edge technologies and trends, Seoul is one of the most fast-paced and high-tech cities in the world. As progressive as Koreans are, many still retain traditional and Confucian values. Korean culture and customs are deeply rooted in family values and respect and obedience toward people regarded as having higher status, rank, or age, including parents, teachers, older siblings, senior co-workers. People who are treated as having “seniority” in return have more responsibilities and obligations to their juniors. In addition to valuing family above anything else, Koreans also place high importance on status and dignity, and every action of an individual is said to reflect back on one’s family, company, and country.

Common Korean Etiquette

While most Koreans will understand that foreigners who commit minor social faux pas do not mean disrespect, following basic Korean etiquette can help you make a better impression and have more positive interactions with locals.

Take your shoes off at the door when entering any residence, temple, or guesthouse.

A short bow—essentially a nod—is the most respectful greeting.

Give and receive any object using both hands.

Tipping is not a Korean custom and is not expected at hotels, taxis, or other establishments. Refusal to accept a tip is not an act of disrespect.

Dining Etiquette

Don’t start your meal until the eldest at the table starts first.

Don’t touch food with your fingers—except when wrapping ssam.

Don’t leave your chopsticks or spoon sticking up from your bowl of rice.

Use a spoon to eat rice.

Place chopsticks and spoon back in their original position at the end of the meal.



9. Safety

Korea ranks high in personal safety and is believed to be a very secure place to visit and travel around. Seoul is also considered one of the few mega cities in the world that is safe to hang around at night. Korea is an orderly democratic country with a stable government. Our police and traffic regulations are generally respected.

Travel Advice

Whether you're traveling in a group or on your own, you can rest assured that Seoul is a safe place to visit. As long as basic safety precautions are taken, there shouldn't be any problems to hinder your experience of the city. Here are a few tips to enjoy a safe and memorable trip to Seoul.

First, follow basic safety rules. Most parts of Seoul are safe to freely roam around day and night, even for women traveling alone. As long as basic safety precautions are taken, like avoiding dark alleys and parking lots, it is very unlikely you will encounter dubious or troublesome individuals.

In the event you encounter police in full riot gear, do not be alarmed. In most cases, the riot police are there as a precaution. Simply, keep out of the way of any confrontations that may occur.

In the event of an incident, go to the nearest police station or dial 112. If you are a victim of an assault or other crime, day or night, go to the nearest police station to file a report.

Police

Police stations are located throughout the city. Most police stations do not have English-speaking staff but will be able to provide you with free interpretation services in the event of an emergency. If you are a victim of an assault or other crime, day or night, go to the nearest police station to file a report or dial 112.

Emergencies

In the event of an emergency, please contact the relevant department listed below.

Police Department: 112 (for theft, assault, and other crimes)

Fire Department: 119 (for general accidents and ambulance)

Emergency Medical Information Center: 1339 (medical assistance for international visitors)

Tourist Information Center: 1330 (for any other tourism-related assistance)

References

1. https://wikitravel.org/en/South_Korea
2. www.visitkorea.or.kr
- 3.
4. <http://korean.visitseoul.net/index>

Wishing you a pleasant trip and a wonderful stay in Korea.

The SICOGA 2018 Organizing Team

sicoga2018@servas.org